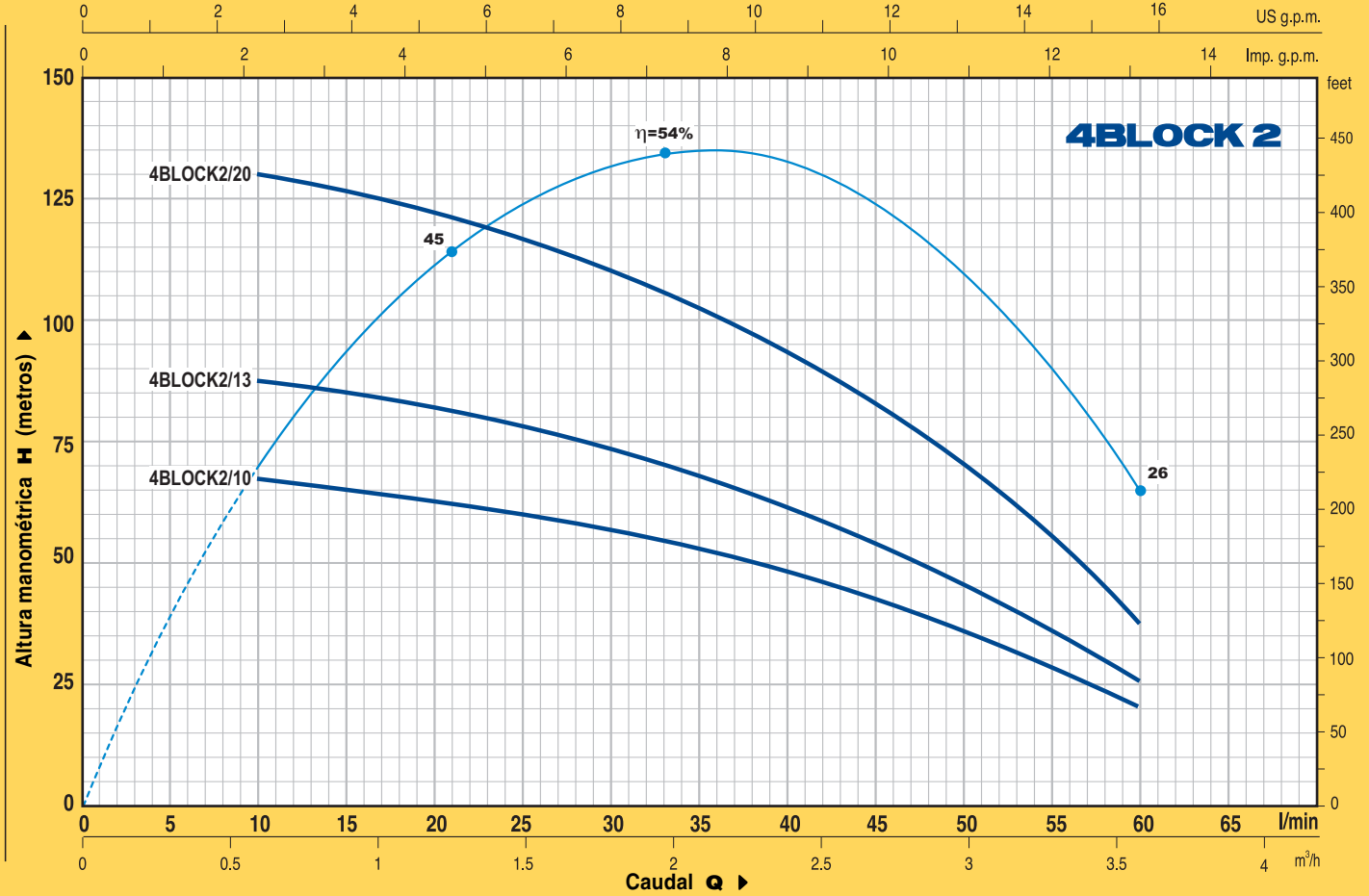


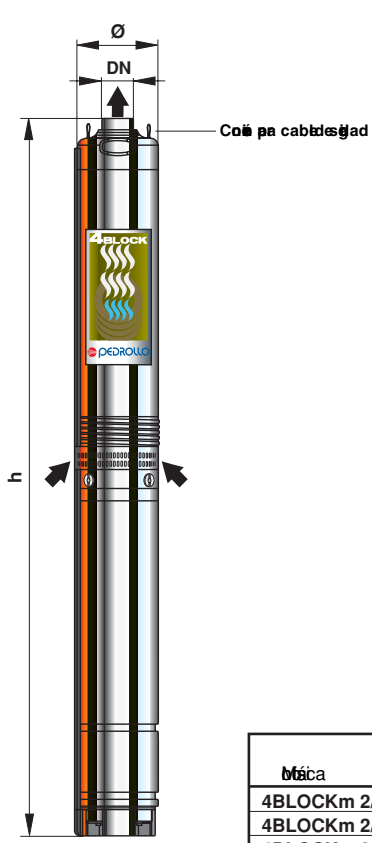
CURVAS Y DATOS DE PRESTACION A n= 2900 1/min



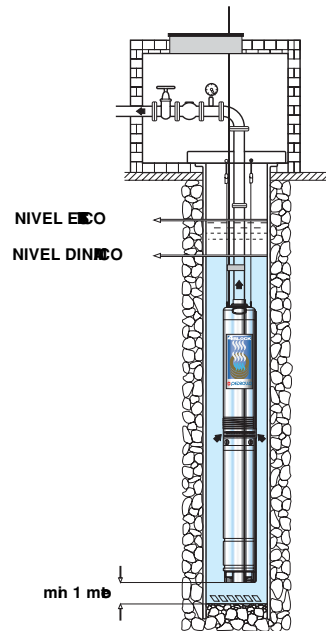
ID		ØENCIA		Q	m³/h						
métrica	imperial	kW	HP		0	0.6	1.2	1.8	2.4	3.0	3.6
4BLOCKm 2/10	4BLOCK 2/10	0.55	0.75	H	0	10	20	30	40	50	60
4BLOCKm 2/13	4BLOCK 2/13	0.75	1		70	68	63	57	48	36	20
4BLOCKm 2/20	4BLOCK 2/20	1.1	1.5		90	88	82	74	62	46	26
					135	130	122	111	93	71	39

Q Caudal H Altura manométrica Ø Diámetro de cable Ø Diámetro de cable

TABLA DE DIMENSIONES Y PESOS

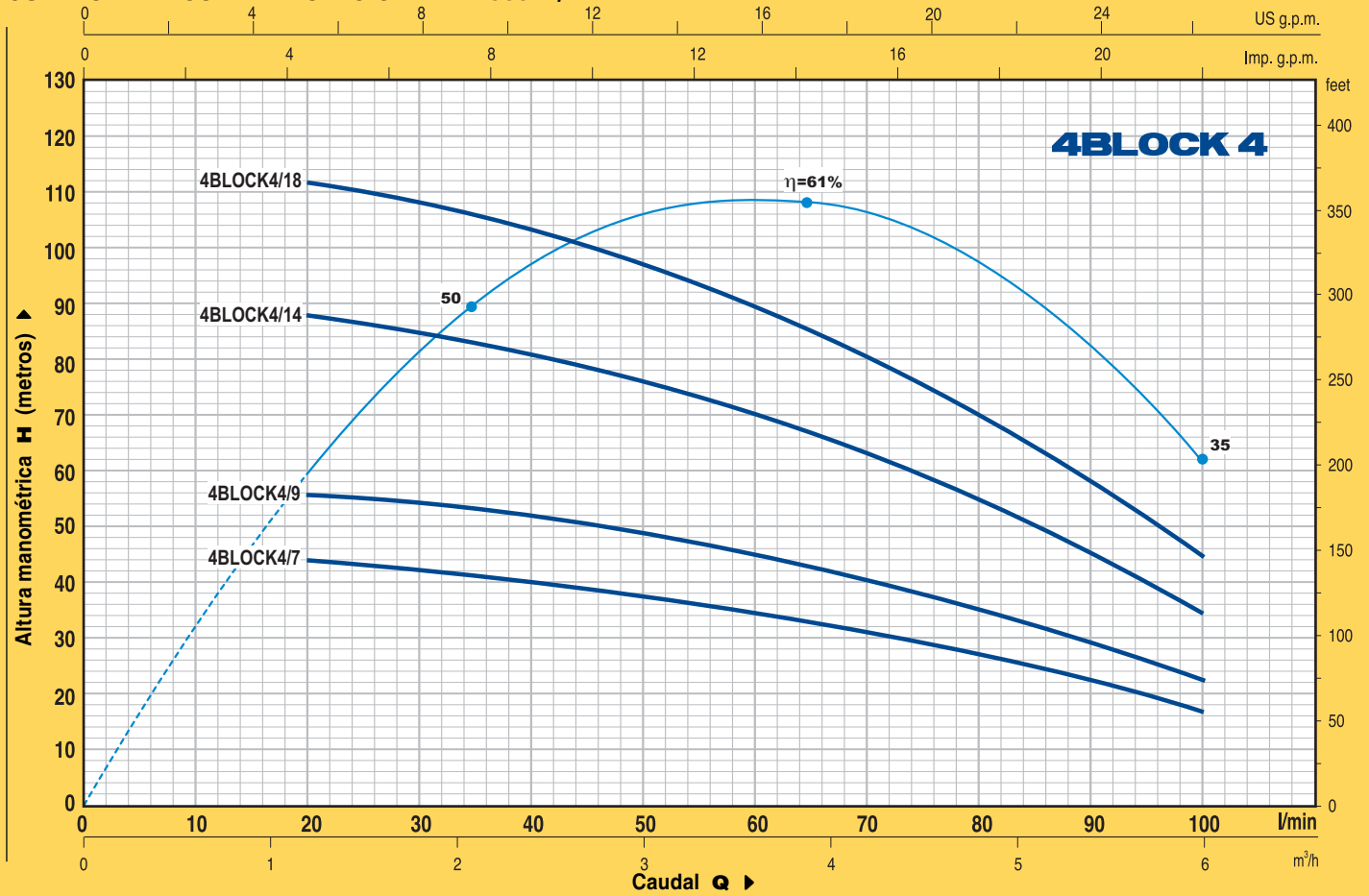


Instalación típica



ID		BOCA	DIMENSIONESmm		g		
métrica	imperial		DN	Ø	h	1~	3~
4BLOCKm 2/10	4BLOCK 2/10	1 1/4"	10	99.5	693/668	10.2	9.0
4BLOCKm 2/13	4BLOCK 2/13		13		774/749	11.7	10.6
4BLOCKm 2/20	4BLOCK 2/20		20		987/927	14.9	12.5

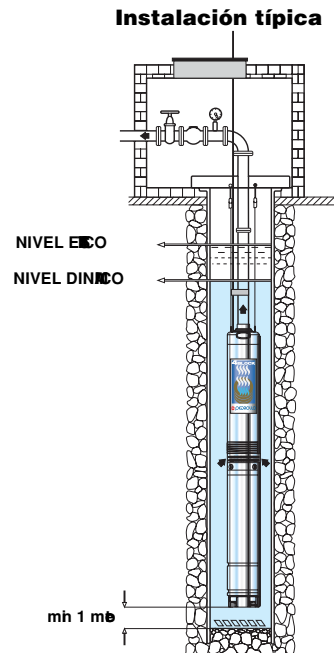
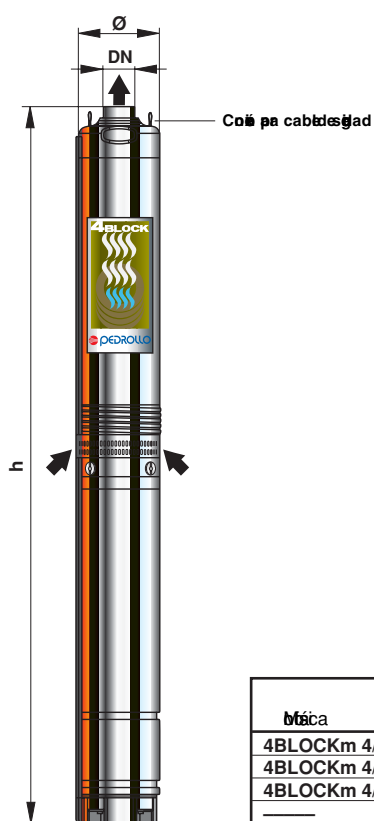
CURVAS Y DATOS DE PRESTACIÓN A n = 2900 1/min



ID		ØENCIA		Q	m³/h											
máca	ñca	kW	HP		0	1.2	1.8	2.4	3.0	3.6	4.2	4.8	5.4	6.0		
4BLOCKm 4/7	4BLOCK 4/7	0.55	0.75	H m	0	20	30	40	50	60	70	80	90	100		
4BLOCKm 4/9	4BLOCK 4/9	0.75	1		46	44	42	40	38	35	31.5	27	23	17		
4BLOCKm 4/14	4BLOCK 4/14	1.1	1.5		60	56	54.5	52	49	45	40.5	35	29	23		
—	4BLOCK 4/18	1.5	2		92	88	85	81	76	70	63	54.5	45	35		
—	—	—	—	—	120	112	109	104	98	90	81	70	58	45		

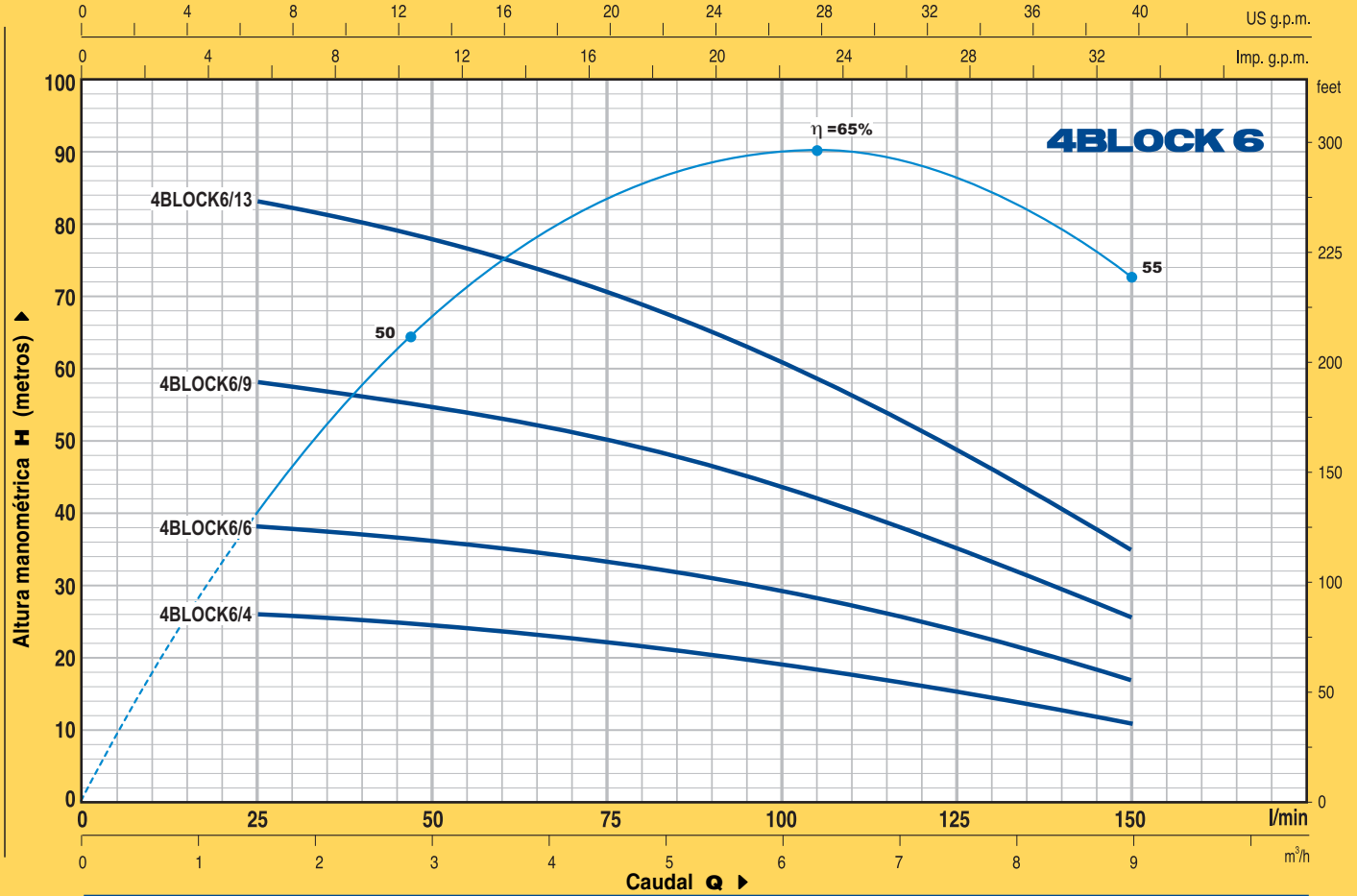
Q_{total} H_{manométrica} Encíasca d p c ó s g 006A

TABLA DE DIMENSIONES Y PESOS



ID		BOCA	DIMENSIONESmm		h	g	
máca	ñca		DN	Ø		1~	3~
4BLOCKm 4/7	4BLOCK 4/7	1 1/4"	7	99.5	663/638	9.9	8.7
4BLOCKm 4/9	4BLOCK 4/9		9		732/707	11.3	10.2
4BLOCKm 4/14	4BLOCK 4/14		14		901/841	14.3	11.9
—	4BLOCK 4/18		18		—/1014	-	15.0

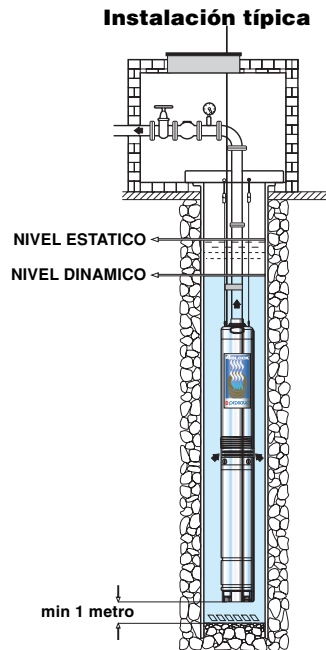
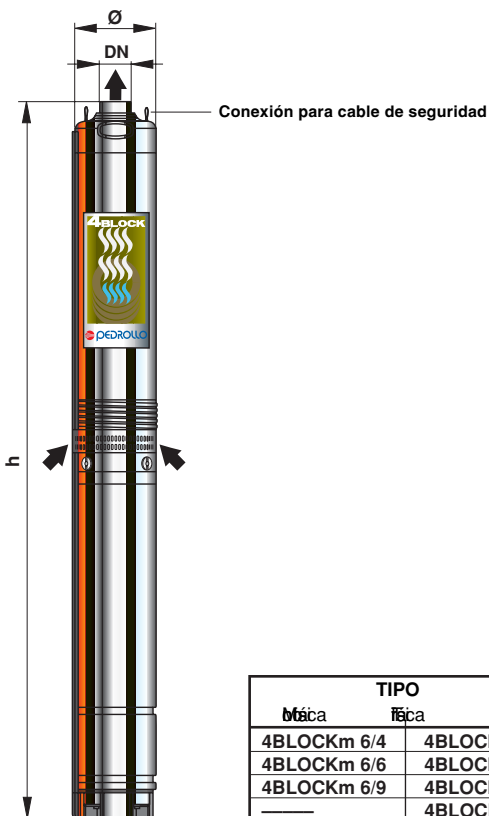
CURVAS Y DATOS DE PRESTACIÓN A n= 2900 1/min



TIPO		POTENCIA		Q	0	1.5	3.0	4.5	6.0	7.5	9.0
Métrica	Imperial	kW	HP		0	25	50	75	100	125	150
4BLOCKm 6/4	4BLOCK 6/4	0.55	0.75	H	27	26	24	22	19	15	11
4BLOCKm 6/6	4BLOCK 6/6	0.75	1		40	38	36	33	29	24	17
4BLOCKm 6/9	4BLOCK 6/9	1.1	1.5		61	58	54	50	44	35	26
—	4BLOCK 6/13	1.5	2		87	83	78	71	61	49	35

Q en l/min H en metros $\eta = 65\%$

TABLA DE DIMENSIONES Y PESOS



TIPO		BOCAS DN	DIMENSIONES mm		kg		
Métrica	Imperial		Ø	h	1~	3~	
4BLOCKm 6/4	4BLOCK 6/4	1 1/4"	4	99.5	629/604	9.7	8.5
4BLOCKm 6/6	4BLOCK 6/6		6		714/689	11.3	10.2
4BLOCKm 6/9	4BLOCK 6/9		9		864/804	13.9	11.5
—	4BLOCK 6/13		13		—/1008	-	15.4